



YAKIN DOĞU ÜNİVERSİTESİ
UZAKTAN EĞİTİM VE BİLİŞİM TEKNOLOJİLERİ MERKEZİ

BİLİŞİM

EBYS

AKADEMİK

PERFORMANS

YETİŞİM

E-SINAV

UZAKTAN EĞİTİM

UZEBİM

COORDINATION

ONLINE
MOBILE
ETDÜZÜM

HARDWARE
COMPUTER

TEKNOLOJİ
IC

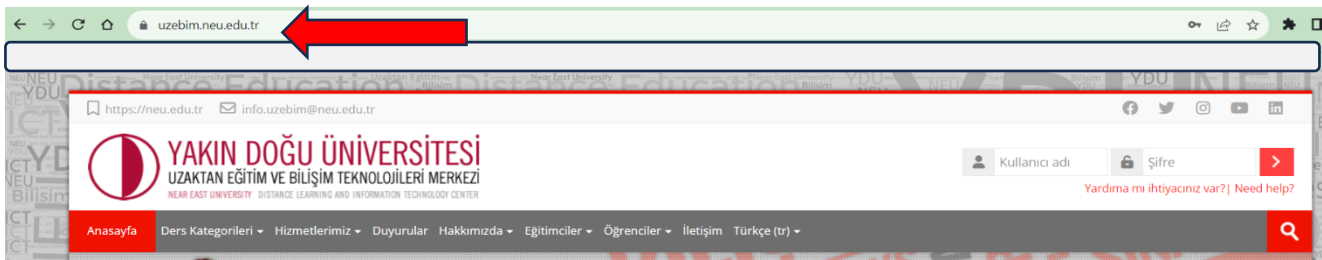
Student

Handbook

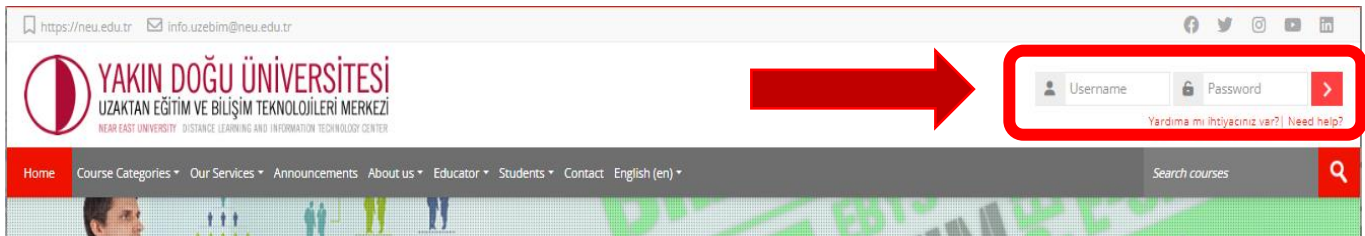
Things to Consider When Getting Started!

- When you log in to the Near East University Register system, your accounts in UZEBİM will be enabled automatically.
- Register passwords will be valid in UZEBİM system in the same way.
- Every password that is changed in the register systems will be automatically updated in the UZEBİM system.
- Any operations involving user and password / active and inactive status must be addressed by student affairs.

In the first step, open your browser and type "**https://uzebim.neu.edu.tr**" into it.

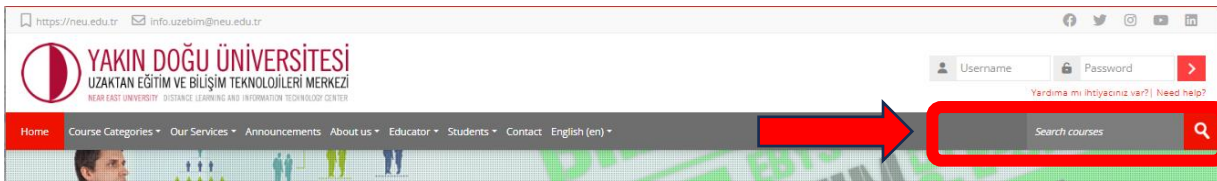


To log in to the UZEM system, enter the username and password (into the relevant boxes)sent to you from the student affairs for the registration system

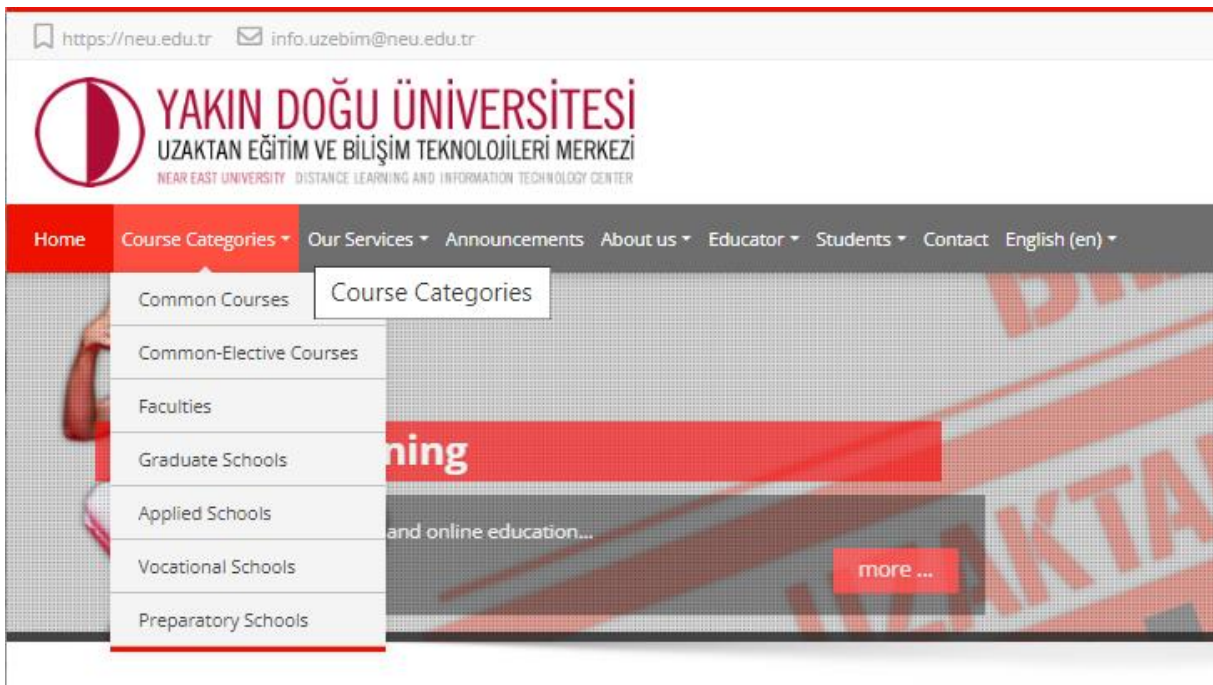


There are 2 methods to access your courses.

To begin, you can find your course by entering the **COURSE CODE**, **COURSE NAME**, or **INSTRUCTOR'S NAME** into the **"SEARCH COURSES"** option shown below.



Secondly, under the **"COURSE CATEGORIES"** header, you can access the **"FACULTY"** and **"COMMON COURSES"** folders.



By selecting the current season's folder (**AUTUMN-SPRING-SUMMER**),

Faculties

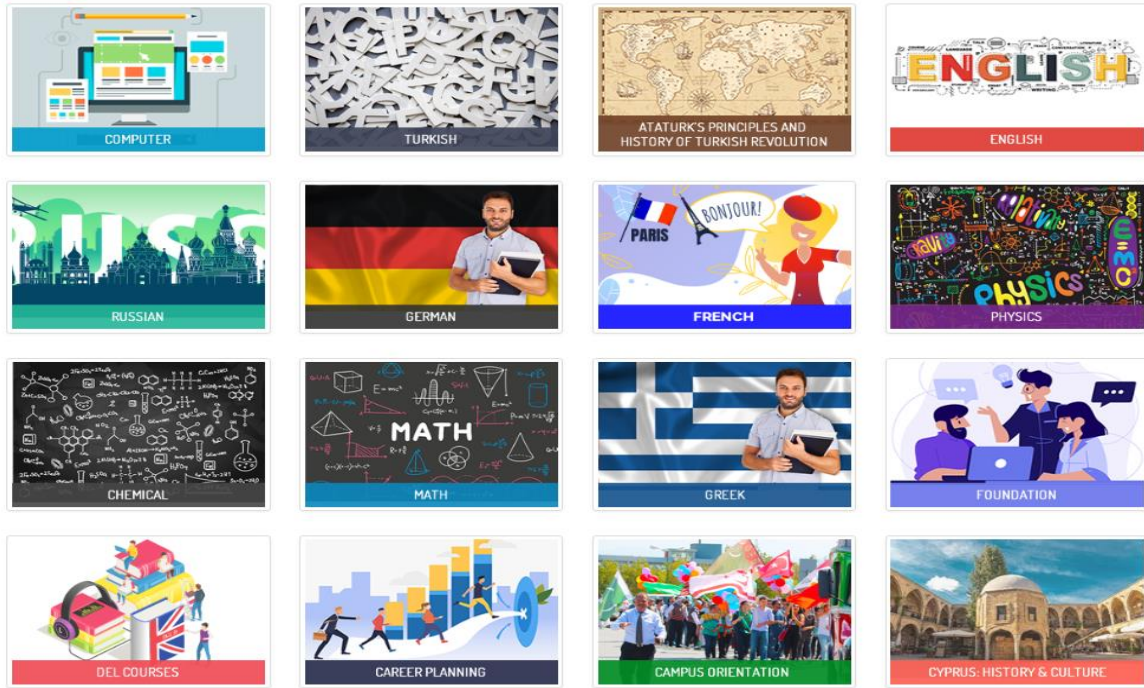


You can log in to the relevant course pages and select your courses by selecting the **PROGRAM, COMMON COURSES** and **COMMON ELECTIVE COURSES** folders.

Fall Term



Common Courses



By selecting the My Courses button, you may see and check the courses you've chosen.

